
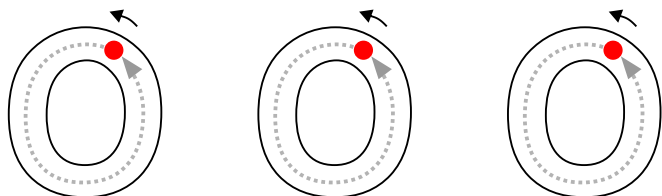



### Activity #1

Trace the "o" letters.  
NOTE: The child is NOT expected to be able to read all of the words.

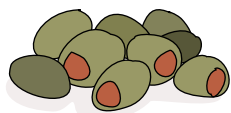
Name: \_\_\_\_\_




ostrich



ox



olives




rocket

### Activity #2


Trace the dotted words. Then circle all the "on" words in the box (there are 8 "on" words).

Name: \_\_\_\_\_

on on on



on



in

A rectangular box containing a collection of the words "on" and "in" scattered in various orientations. The words are: on, in, on, in, on, in, in, on, on, in, in, on.

(fold or cut)




### Activity #3

Trace the dotted words. Then "turn on" the lightbulbs by coloring them with the color(s) of your choice.

Name: \_\_\_\_\_

on on on



(fold or cut)




### Activity #4

Trace the dotted words. Then circle the differences in the bottom picture. There are eight differences.

Name: \_\_\_\_\_

on  
on




on  
on

### Activity #5

Trace the dotted words. Then help the girl get through the maze to find her book.

Name: \_\_\_\_\_

lot lot lot



(fold or cut)


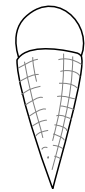
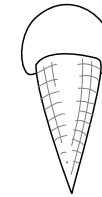


### Activity #6

Trace the dotted words. Then circle the picture that is different in each row.

Name: \_\_\_\_\_

not not




### Activity #7

Trace the dotted words. Then trace the lines to see which dog got the ball.

Name: \_\_\_\_\_

got got got




### Activity #8

Trace the dotted words. Then draw a line between each animal and what it got for lunch.

Name: \_\_\_\_\_

got got got




(fold or cut)



### Activity #9

Trace the dotted words. Then circle the five "hot" words in the red box, and the five "pot" words in the blue box.

Name: \_\_\_\_\_



hot pot

hot	hot	hot	not	not
not	not	not	hot	hot





pot	got	pot	got	pot
pot	pot	got	pot	got

### Activity #10

Trace the dotted words. Each animal has two shadows – cross out the shadow that is NOT the real shadow.

Name: \_\_\_\_\_

not not not



(fold or cut)




### Activity #11

Trace the dotted words. Then circle the differences in the bottom picture. There are six differences.

Name: \_\_\_\_\_

pop pop pop

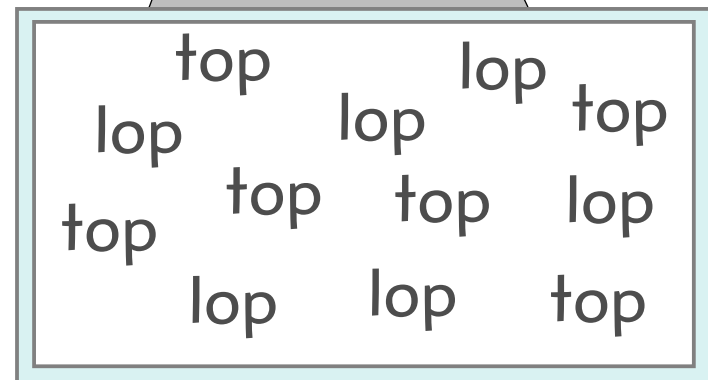



### Activity #12

Trace the dotted words. Then circle all the "top" words in the box. There are six of them.

Name: \_\_\_\_\_

top top top



(fold or cut)


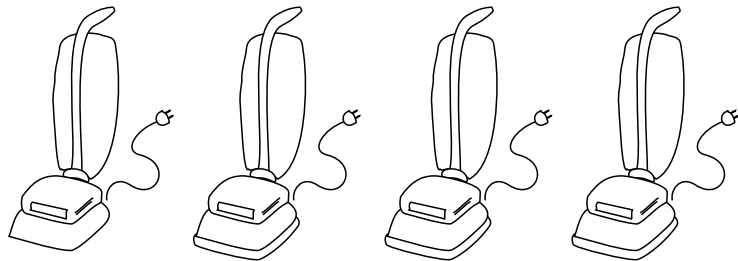

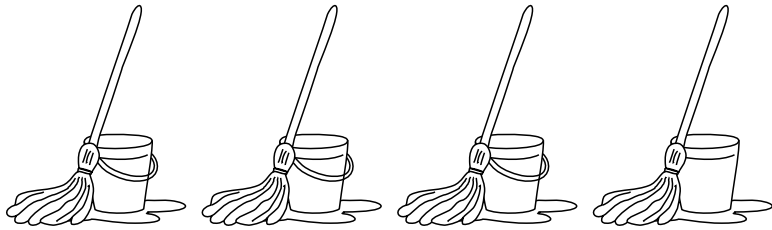


### Activity #13

Trace the dotted words. Then circle the picture that is different in each row.

Name: \_\_\_\_\_

mop mop



### Activity #14

Trace the dotted words. Then color the picture.

Name: \_\_\_\_\_

Tom top cat



(fold or cut)




### Activity #15

Trace the dotted words. Then help the dog find his dinner — and see how many snacks he can eat along the way!

Name: \_\_\_\_\_



dog dog




(fold or cut)



### Activity #16

Find the six hidden words in the picture. Then trace the dotted words and write the word “dog” in the empty boxes.

Name: \_\_\_\_\_



dog dog

--	--	--	--	--





### Activity #17

Trace the dotted words. Then circle the differences in the bottom picture. There are six differences.

Name: \_\_\_\_\_

job job job

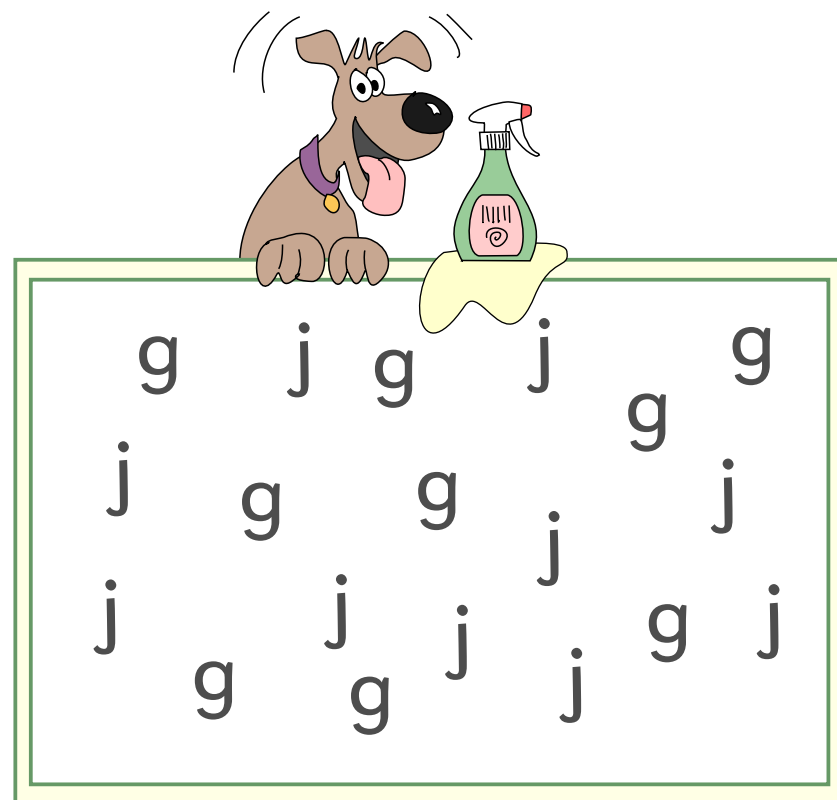


### Activity #18

Trace the dotted words. Then circle all the "j" letters in the box. There are ten of them.

Name: \_\_\_\_\_

dog got job



(fold or cut)



### Activity #19

Traced the dotted words. Then find the words in the box. The first word (dog) has already been found.

Name: \_\_\_\_\_

dog got job



h	<del>d</del>	<del>o</del>	<del>g</del>	t	e	z
f	m	w	j	o	b	x
d	o	g	c	g	o	t
k	z	j	o	b	h	i
m	g	o	t	z	m	s
r	z	n	y	n	x	m
c	f	a	w	j	o	b

~~dog~~  
dog  
got  
got  
job  
job  
job

(fold or cut)




### Activity #20

Trace the dotted words. Then pick a color (any color) and color the popcorn kernels with the word, "job."

Name: \_\_\_\_\_

job job job




pop pop pop

### Activity #21

Trace the dotted words. Then color the picture of the fox on the box.

Name: \_\_\_\_\_

fox fox fox



### Activity #22

Trace the dotted words. Then draw a line between each number and the rock with the matching number.

Name: \_\_\_\_\_

box box box


1




2




3



4



5



6


(fold or cut)



### Activity #23

Color all the boxes that say, "on."  
There are ten of them.

Name: \_\_\_\_\_



on

in

in

on

on

on

in

on

in

on

in

on

in

on

in

on


in


### Activity #24


Trace the dotted letters.  
Then write the right letters  
in the empty boxes.


Name: \_\_\_\_\_

not  ot not

got  ot 

lot  ot 

pot  ot 

hot  ot 

(fold or cut)



### Activity #25

These words are all scrambled up. Unscramble the words, and then write them the right way in the empty boxes.

Name: \_\_\_\_\_


opp

--	--	--



pto

--	--	--




omp

--	--	--



poh

--	--	--



### Activity #26

The dog has written a lot of "words," but only five are real words. Circle the five real words and trace the two dotted words.

Name: \_\_\_\_\_

dog dog



(fold or cut)




### Activity #27

Traced the dotted words. Then find the five "job" words in the box. The first one has already been found.

Name: \_\_\_\_\_

job job job



y	g	<del>j</del>	<del>o</del>	<del>b</del>	f	z
s	r	m	b	j	o	b
g	j	o	b	b	g	d
z	p	y	j	o	b	o
g	x	i	f	j	m	f
j	o	b	v	p	w	x

~~job~~  
job  
job  
job  
job

(fold or cut)




### Activity #28


Trace the dotted letters. Then write the right letters in the empty boxes.

Name: \_\_\_\_\_


o f b



X



OX



OX